
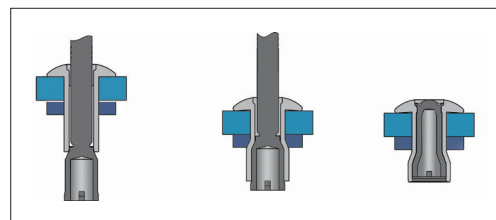
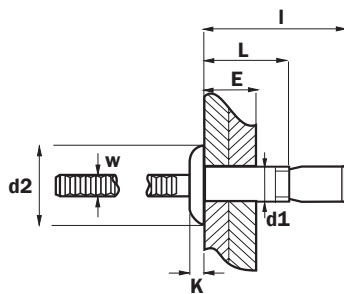






BLIND RIVET STRUCTURAL REMACHE ESTRUCTURAL



English	Español	Français	Deutsch	Portugues
Dome head	Cabeza alomada	Tête plate	Flachrundkopf	Cabeça boleada
Body: Steel * zincplated A2K	Cuerpo: Acero * cincado A2K	Corps: Acier * zingué A2K	Hülse: Stahl * verzinkt A2K	Corpo: Aço * zincado A2K
Mandrel: Steel ** zincplated A2K	Vástago: Acero ** cincado A2K	Clou: Acier ** zingué A2K	Dorn: Stahl ** verzinkt A2K	Prego: Aço ** zincado A2K
* Steel /acero C35 DIN 1.0501				
** Steel /acero 35B2 DIN 1.5511				



Test according to / Ensayos realizados según EN ISO 14589

d1 Ø m/m	L Nominal m/m	 E m/m		d2 Ø m/m	K m/m	W m/m	I m/m	 (N)	 (N)	Part No/Ref.
4,8	10,3	1,50 - 6,80	4,90 - 5,10	9,70	1,80	3,00	18,5	5100	3900	G1821004810
	13,5	1,50 - 11,00					24,0			G1821004813
6,5	14,0	2,00 - 9,50	6,60 - 7,00	13,00	2,50	4,00	25,0	11200	8800	G1821006514
	20,0	2,00 - 16,00					35,0			G1821006520
	22,0	6,00 - 18,00					37,0			G1821006522
9,7	22,0	3,00 - 15,50	9,90 - 10,40	20,00	3,70	5,90	36,2	26300	17500	G1821009722

Note: This product needs to be set with a special nosepiece. For installation information please contact your local BRALO representative.

The total or partial reproduction of this document is prohibited. The figures showed in this catalogue are typical values and they could be changed as a result of the continuous improvement of products. Please, do not hesitate to contact us if you need an updated information.

Queda prohibida la reproducción total o parcial de este documento. Los datos que aparecen en este catálogo son valores típicos y están sujetos a modificaciones como consecuencia de la mejora continua de los productos. Consúltenos si necesita información actualizada.

© 2015 BRALO, S.A.

www.bralo.com



05/2015